

Integer Overflows

Sanjay Rawat

Integer Operation Errors

- Integers are native datatypes in C/C++.
- There are multiple ways to represent numbers
 - signed int
 - unsigned int
 - short/long
 - etc...

Integer Operation Errors

- Integers are native datatypes in C/C++.
- There are multiple ways to represent numbers
 - signed int
 - unsigned int
 - short/long
 - etc...
- We can type-cast one to other!

Integer Operation Errors

- Integers are native datatypes in C/C++.
- There are multiple ways to represent numbers
 - signed int
 - unsigned int
 - short/long
 - etc...
- We can type-cast one to other!
- Each can hold values of certain size!

Unsigned Integers

- Unsigned integer values range from zero to a maximum that depends on the size of the type.
- This maximum value can be calculated as 2^{n-1} , where n is the number of bits used to represent the unsigned type.
- For each signed integer type, there is a corresponding unsigned integer type.

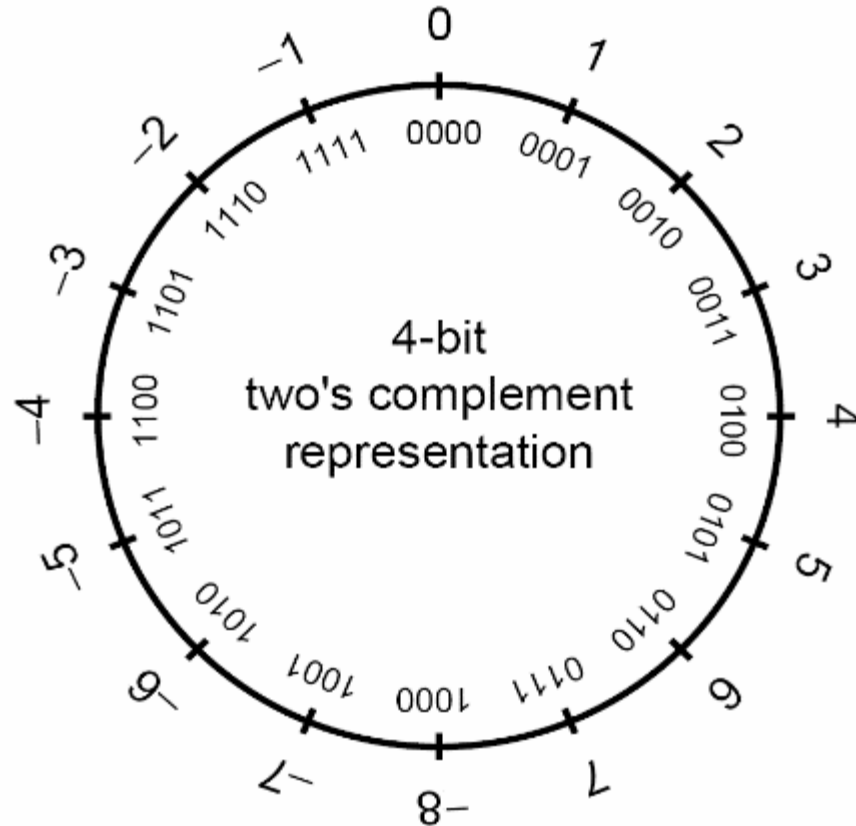
Signed and Unsigned Types

- Integers in C and C++ are either [signed](#) or [unsigned](#).
- For each signed type there is an equivalent (though interpreted differently) unsigned type.

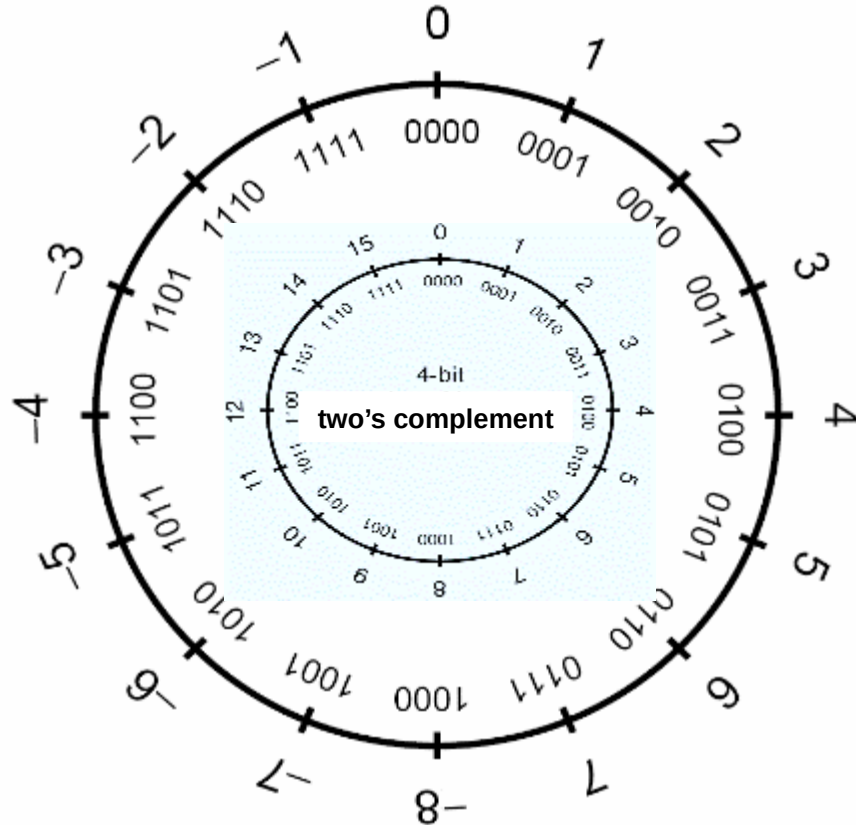
Signed Integers

- Signed integers are used to represent positive and negative values.
- On a computer using two's complement arithmetic, a signed integer ranges from -2^{n-1} through $2^{n-1}-1$.

(un)signed Integer Representation



(un)signed Integer Representation



Example Integer Ranges

Type	Storage size	Value range
char	1 byte	-128 to 127 or 0 to 255
unsigned char	1 byte	0 to 255
signed char	1 byte	-128 to 127
int	2 or 4 bytes	-32,768 to 32,767 or -2,147,483,648 to 2,147,483,647
unsigned int	2 or 4 bytes	0 to 65,535 or 0 to 4,294,967,295
short	2 bytes	-32,768 to 32,767
unsigned short	2 bytes	0 to 65,535
long	8 bytes	-9223372036854775808 to 9223372036854775807
unsigned long	8 bytes	0 to 18446744073709551615

Unsigned Integer Conversions

- Conversions of **smaller** unsigned integer types **to larger** unsigned integer types is
 - always safe
 - typically accomplished by zero-extending the value
- When a **larger** unsigned integer is converted **to a smaller** unsigned integer type the
 - larger value is truncated
 - low-order bits are preserved

Integer Error Conditions 1

- Integer operations can resolve to unexpected values as a result of an
 - overflow
 - sign error
 - truncation

Overflow

- An integer overflow occurs when an integer is **increased beyond** its **maximum** value or **decreased beyond** its **minimum** value.
- Overflows can be **signed** or **unsigned**

A **signed** overflow occurs when a value is carried over to the sign bit

An **unsigned** overflow occurs when the underlying representation can no longer represent a value

Overflow Examples 1

- 1. `int i;`
- 2. `unsigned int j;`

- 3. `i = INT_MAX; // 2,147,483,647`
- 4. `i++;`
- 5. `printf("i = %d\n", i);`

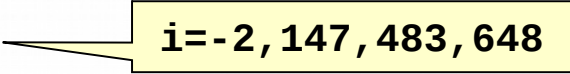
- 6. `j = UINT_MAX; // 4,294,967,295;`
- 7. `j++;`
- 8. `printf("j = %u\n", j);`

Overflow Examples 1

- 1. `int i;`
- 2. `unsigned int j;`

- 3. `i = INT_MAX; // 2,147,483,647`
- 4. `i++;`
- 5. `printf("i = %d\n", i);`

- 6. `j = UINT_MAX; // 4,294,967,295;`
- 7. `j++;`
- 8. `printf("j = %u\n", j);`



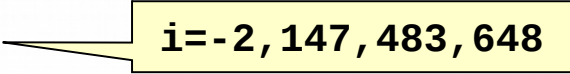
`i=-2,147,483,648`

Overflow Examples 1


- 1. `int i;`
- 2. `unsigned int j;`

- 3. `i = INT_MAX; // 2,147,483,647`
- 4. `i++;`
- 5. `printf("i = %d\n", i);`

- 6. `j = UINT_MAX; // 4,294,967,295;`
- 7. `j++;`
- 8. `printf("j = %u\n", j);`



`i = -2,147,483,648`



`j = 0`

Overflow Examples 2

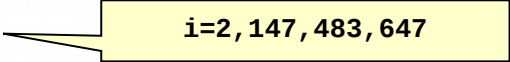
- 9. `i = INT_MIN; // -2,147,483,648;`
- 10. `i--;`
- 11. `printf("i = %d\n", i);`

- 12. `j = 0;`
- 13. `j--;`
- 14. `printf("j = %u\n", j);`

Overflow Examples 2

- 9. `i = INT_MIN; // -2,147,483,648;`
- 10. `i--;`
- 11. `printf("i = %d\n", i);`

- 12. `j = 0;`
- 13. `j--;`
- 14. `printf("j = %u\n", j);`



`i=2,147,483,647`

Overflow Examples 2

- 9. `i = INT_MIN; // -2,147,483,648;`
- 10. `i--;`
- 11. `printf("i = %d\n", i);`

- 12. `j = 0;`
- 13. `j--;`
- 14. `printf("j = %u\n", j);`

`i=2,147,483,647`

`j = 4,294,967,295`

Truncation Errors

- Truncation errors occur when
 - an integer is converted to a smaller integer type and
 - the value of the original integer is outside the range of the smaller type
- Low-order bits of the original value are preserved and the high-order bits are lost.

Truncation Error Example

- `1. char cresult, c1, c2, c3;`
- `2. c1 = 100;`
- `3. c2 = 90;`
- `4. cresult = c1 + c2;`

Truncation Error Example

- **1. char cresult, c1, c2, c3;**
- **2. c1 = 100;**
- **3. c2 = 90;**
- **4. cresult = c1 + c2;**

Adding **c1** and **c2** exceeds the max size of **signed char (+127)**

Truncation Error Example

- 1. `char cresult, c1, c2, c3;`
- 2. `c1 = 100;`
- 3. `c2 = 90;`
- 4. `cresult = c1 + c2;`

Adding `c1` and `c2` exceeds the max size of **signed char** (+127)

Integers smaller than `int` are promoted to `int` or **unsigned int** before being operated on

Truncation Error Example

- 1. `char cresult, c1, c2, c3;`
- 2. `c1 = 100;`
- 3. `c2 = 90;`
- 4. `cresult = c1 + c2;`

Adding `c1` and `c2` exceeds the max size of **signed char** (+127)

Truncation occurs when the value is assigned to a type that is too small to represent the resulting value

Integers smaller than `int` are promoted to `int` or **unsigned int** before being operated on

Precondition unsigned

Overflow occurs when **A** and **B** are **unsigned int** and

$$\mathbf{A + B > UINT_MAX}$$

Precondition unsigned

Overflow occurs when **A** and **B** are **unsigned int** and

$$\mathbf{A + B > UINT_MAX}$$

To prevent the test from overflowing, code this test as

$$\mathbf{A > UINT_MAX - B}$$

Overflow also occurs when **A** and **B** are **long long int** and

$$\mathbf{A + B > ULLONG_MAX}$$